

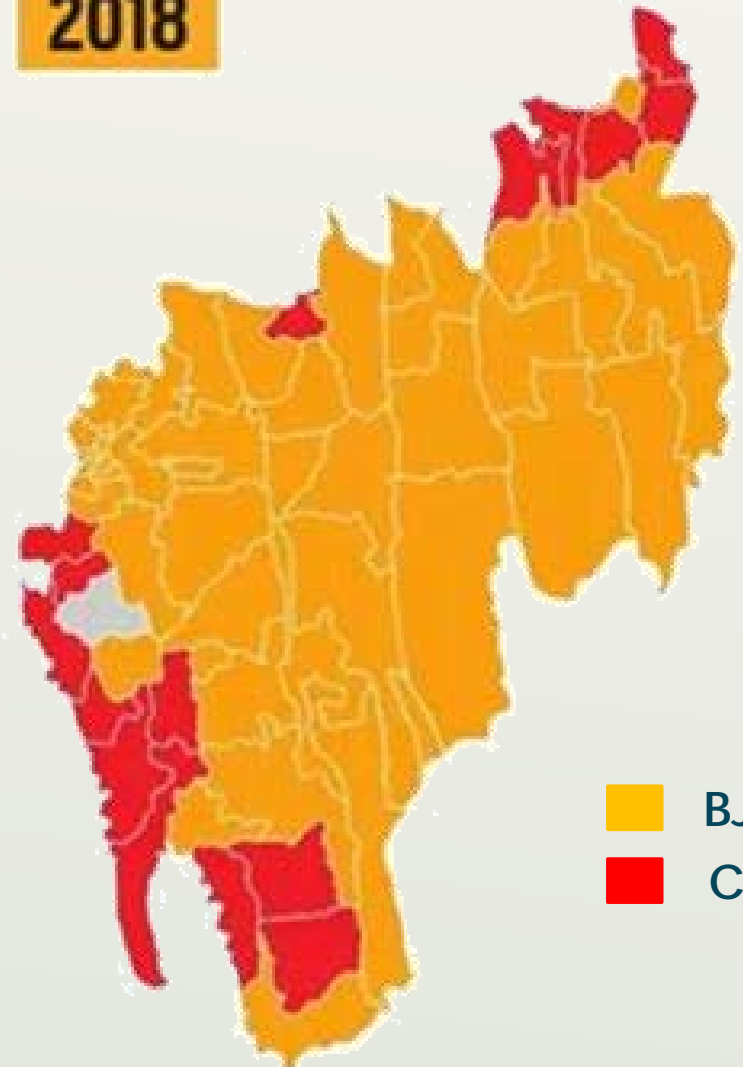
Tripura Assembly Election 2018

*Vote Sharing
&
Party-wise Performances*

Changing Colors 2018 vs 2013

2018

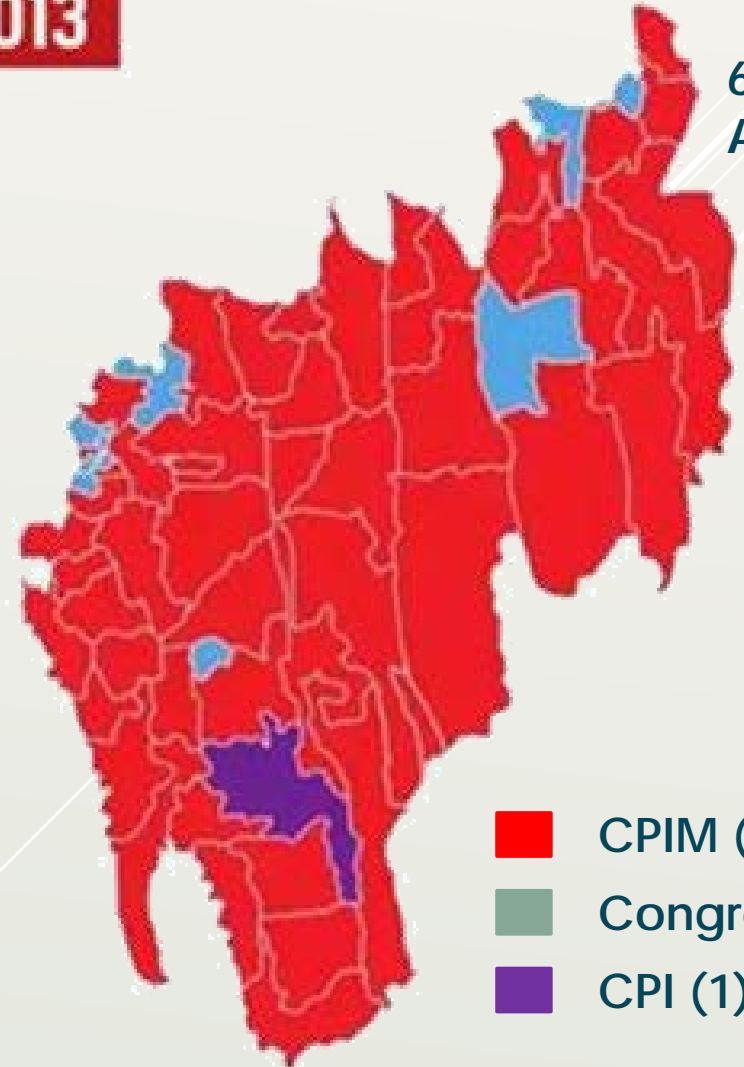
60 Seats
Assembly House



- BJP+IPFT (35+8) = 43
- CPIM Alliance (16)

2013

60 Seats
Assembly House



- CPIM (49)
- Congress Alliance (10)
- CPI (1)

Vote Sharing 2018

	Party Name	Total Votes	Share in Contested Seats	Overall Share
	BJP	999,093	50.1%	43%
	CPIM	992,575	45.1%	42.7%
	IPFT	173,603	52.7%	7.5%
	Congress	41,325	1.8%	1.8%
	CPI	19,352	45.7%	0.8%
	RSP	17,568	41.7%	0.8%
	INPT	16,255	3.1%	0.7%
	AIFB	13,115	33.4%	0.6%
	AITC	6,989	0.7	0.3%
	IND	5,698	0.6%	0.22%
	NOTA	23,735	1%	1%



Party Name	Total Votes	Share in Contested Seats	Overall Share
Tripura State Party	5,149	0.8%	0.21%
Aamra Bangalee	4,759	0.6%	0.19%
Tripura Peoples Party	2,410	0.9%	0.1%
CPIML	1,358	0.7%	0.06%
SUCI	446	0.3	0.02%

Vote Sharing Comparison

	2018			2013			Changes
Party Name	Total Votes	Share in Contested Seats	Overall Share	Total Votes	Share in Contested Seats	Overall Share	
BJP	999,093	50.1%	43%	33,808	1.87%	1.54%	41.5% Up
CPIM	992,575	45.1%	42.7%	1,059,327	53.8%	48.11%	5.4% Down
IPFT	173,603	52.7%	7.5%	10,147	1.69%	0.46%	7.04% Up
Congress	41,325	1.8%	1.8%	804,457	45.75%	36.53%	34.73% Down
CPI	19,352	45.7%	0.8%	34,500	48.11%	1.57%	0.77%
RSP	17,568	41.7%	0.8%	42,969	49.11%	1.95%	1.15% Down
INPT	16,255	3.1%	0.7%	167,078	41.05%	7.59%	6.89% Down
AIFB	13,115	33.4%	0.6%	15,414	40.73%	0.7%	0.1% Down
Others	26,809	1.5%	1.2%	34,365	----	1.55%	0.35% Down
NOTA	23,735	1%	1%	----	----	----	----

How Alliance Performed

2018

2013



BJP+IPFT
43 Seats Won
50.2% Votes

Party	Won	Contested	Vote
BJP	35 Seats	50 Seats	42.7%
IPFT	8 Seats	9 Seats	7.5%

Left Front Alliance **50 Seats Won**
52.33% Votes

Party	Won	Contested	Vote
CPIM	49 Seats	55 Seats	48.11%
CPI	1 Seats	2 Seats	1.57%
RSP	----	2 Seats	1.95%
AIFB	----	1 Seat	0.7%

Left Front Alliance **16 Seats Won**
44.9% Votes

Party	Won	Contested	Vote
CPIM	16 Seats	56 Seats	42.7%
CPI, RSP, FB	----	1 Seat Each	2.2%



10 Seats Won
44.12% Votes

Party	Won	Contested	Vote
INC	10 Seats	48 Seats	36.53%
INPT	12 Seats	----	7.59%

How Parties Performed – BJP

Formed First BJP Led Government in Tripura.

Contested in 50 Seat, 9 seats given to Alliance Partner IPFT

Historic Turn Around form 1.54% votes in 2013 to 43% votes in 2018

Secured 35 seats in BJPs kitty, & 43 as BJP+IPFT alliance

Secured 53.1% votes in winning cause

Won all 11 seats contested in ST Reserved Constituencies

State BJP President Biplab Kumar Deb Appointed as Chief Minister of First BJP Government in Tripura



How Parties Performed – IPFT

Contested in 9 ST Reserved Seat, as part of BJP-IPFT Alliance

Won in 8, out of 9 contested Seats
Consume Defeat in Manu Assembly by 193 votes

Secured 52.7% Votes in Contested Seats. 2.6% more, compare to BJP.

Increased Vote Share from 0.46% in 2013 to 7.5% in 2018

Gets two Cabinet Ministry in the Alliance Government:

- ✓ NC Debbarma – Minister of Revenue , Fisheries
- ✓ Mevar Kumar Jamatia - Minister Tribal Welfare and Forest



How Parties Performed – Left Front Alliance

Reduced from 50 Member Government
Legislator Party to 16 Member Opposition

Lost 19, of 20 ST Reserved Seats


Voting Percentage of Left Alliance Reduced
from 52.33% to 44.9%

Four Tribal Ministers was Defeated by BJP+IPFT
Alliance

Draw a Blank in West Tripura & Dhalai District.
Won 1 each in Gomati & Khowai District.

Lost three seats in Left Front Stronghold South Tripura

Three Ministers Won with a Margin of less than
800 Votes



Report Card – Congress

Unable to Secure a Single Seat in Tripura

Vote Share Reduced from 36.53% to 1.8%

Secured over 1000 Votes in just 4 Constituencies
Kailashahar, Boxanagar, Chandipur & Town Bordwali

Distinct third in 37 constituencies.
Unable to Secure even 4th Position in 8 Seats

Secured over 1,000 Votes in just 4 Constituencies
Kailashahar, Boxanagar, Chandipur & Town Bordwali

In Chandipur, Congress secured 1025 Votes & helped CPIM to win the seat by 402 Votes

Votes of BJP + Congress in Kailashahar was 2,000 more than CPIM winning candidate Moboshar Ali

In Manu, Congress secured 819 Votes & helped CPIM to win the seat by 193 Votes



Report Card – INPT

INPT+NCT Alliance Contested in ST 14 Seats

Vote Share Reduced from 7.59% to 0.7%

Secured distinct 3rd position in 10 out of 14 seats they contested

The Alliance Able to Secure over 1000 votes in 7 Constituencies:

Mandaibazar (2,215)	Raima Valley (1815)
Ambassa (2,184)	Simna (1,628)
Takarjala (2,002)	Ampinagar (1,303)
Karamchara (1,864)	

Report Card – NOTA

Secured Over 1% Votes (23,735)

Secured distinct 3rd position in 8 Constituencies:

Amarpur	Kamalasagar
Hrishyamukh	Radhakishorepur
Jolaibari	SantirBazar
Kakraban	Surma

In Radhakishorepur, 899 voter opted for None of the Above (NOTA), highest among all Constituencies. Followed by 762 in Kakraban & 755 in Takarjala